

#### IV. NOTES ON FISHES IN THE INDIAN MUSEUM.

##### II. ON A NEW SPECIES OF *NEMACHILUS* FROM THE NILGIRI HILLS.

By SUNDER LAL HORA, *M.Sc., Research Assistant,  
Zoological Survey of India.*

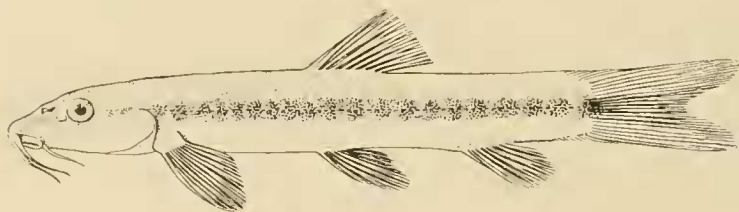
In this paper I give a description of a small loach, obtained by Dr. N. Annandale from the Bhavani River in the Nilgiri Hills. The species is easily distinguished from all previously known by the peculiar moniliform band of black pigment on either side.

##### *Nemachilus monilis*, sp. nov.

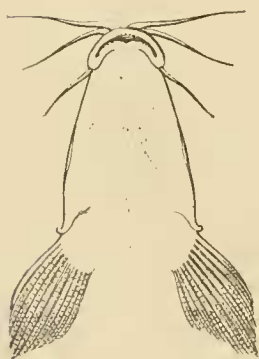
D. 3/7. P. 10. V. 8. A. 2/5. C. 19.

In this little loach the head and body are slightly depressed and are almost flat on the under surface; the dorsal profile rises from the tip of the snout to the base of the dorsal fin beyond which it is almost straight; the ventral is straight and horizontal throughout. The head is sharp and bluntly pointed; its length is contained four times in the length of the body without the caudal. The height of the head near the occiput is less than its greatest width and is half the length of the head. The length of the caudal fin is equal to the length of the head and the depth of the body near the origin of the dorsal fin equals its width. The eye is large and its diameter is contained almost four times in the length of the head; it is dorso-lateral in position and is invisible from below. The length of the snout is greater than the post-orbital length of the head and is almost twice the diameter of the eye. The interorbital width is 1.3 times the diameter of the eye. The nostrils are situated considerably nearer to the eye than to the tip of the snout. Close to the antero-inferior border of the orbit there is a short pad-like process covering a pit; it is probably a secondary sexual character of the male. There are three pairs of long, thread-like barbels; the longest is twice the diameter of the eye. The mouth is an inferior, crescentic opening bordered by well-developed prominent lips. The upper lip is raised into a short proboscis in the middle and the lower lip is interrupted in the same region. The origin of the dorsal fin is nearer to the base of the caudal than to the tip of the snout; it is higher than the depth of the body below it. The ventral commences almost below the dorsal

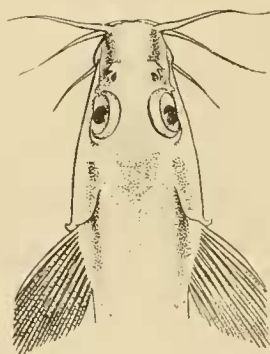
and is likewise in the posterior half of the body. The pectorals are shorter than the head and are separated from the ventrals by a considerable distance. The ventrals do not reach the anus which is situated in the beginning of the last third of the distance between the origin of the ventral and the anal fins. There is a prominent tube running from between the bases of the ventrals backwards and posteriorly ends as the opening of the anus. The caudal fin is emarginate; the lobes are subrounded and equal. The height of the caudal peduncle is slightly less than its length.



a.



b



c

*Nemachilus monilis*, sp. nov

a. Lateral view of type-specimen  $\times 1\frac{1}{2}$ .

b. Ventral surface of head of same  $\times 2$ .

c. Dorsal surface of head of same  $\times 2$ .

*Nemachilus monilis* possesses a characteristic colouration and can be easily distinguished from the rest of the species in the genus. There is a well-developed moniliform black band along the lateral line in the middle of the body from the base of the caudal fin to the tip of the snout, interrupted by the eye in its course; those of the two sides meet across the tip of the snout anteriorly. The last of the component spots in the series is more prominent. The band is continued as a black streak along the middle of the caudal fin; otherwise the body is of a dirty white colour

somewhat infuscated along the back. The fins are whitish and some of the barbels are streaked with black.

*Type-specimen* :—F 9981/1 Zoological Survey of India (Ind. Mus.)

*Locality* :—Two specimens of this species were collected by Dr. N. Annandale in August 1918, at the edge of the Bhavani River, 10 miles from Mettupalaiyam, near the base of the Nilgiri Hills at an altitude of 1,800 ft.

*Measurements in millimetres.*

	A	B
Length of fish excluding caudal ..	50.0	25.0
Length of caudal ..	12.5	6.0
Depth of body near origin of dorsal ..	7.5	3.7
Length of head ..	12.5	7.0
Depth of head ..	6.0	3.6
Width of head ..	7.5	4.1
Diameter of eye ..	3.0	1.8
Length of snout ..	5.5	2.8
Interorbital width ..	3.7	2.5
Length of caudal peduncle ..	7.6	4.0
Minimum height of caudal peduncle ..	6.6	3.4
Longest ray of dorsal ..	9.0	4.5
„ „ of anal ..	7.8	3.6
Length of pectoral ..	9.0	5.5
„ of ventral ..	8.5	4.0

